


Attn: Whiskey Creek Trading

Daka® Frame Specification Sheet



***ALL MEASUREMENTS (±1")**

PART NO.	SIZE	OVERALL LENGTH "A"	INSIDE WIDTH "B"	SIDE RAIL LENGTH "C"	OUTSIDE WIDTH "D"
DK2000084	20' X 84"	20'	84"	19' 10"	86"
DK2000096	20' X 96"	20'	96"	19' 10"	98"
DK2200096	22' X 96"	22'	96"	21' 10"	98"
DK2400096	24' X 96"	24'	96"	23' 10"	98"
DK2600096	26' X 96"	26'	96"	25' 10"	98"
DK2800096	28' X 96"	28'	96"	27' 10"	98"
DK3000096	30' X 96"	30'	96"	29' 10"	98"
DK2200108	22' X 108"	22'	108"	21' 10"	110"
DK2000115	20' X 115"	20'	115"	19' 10"	117"
DK2200115	22' X 115"	22'	115"	21' 10"	117"
DK2400115	24' X 115"	24'	115"	23' 10"	117"
DK2600115	26' X 115"	26'	115"	25' 10"	117"
DK2800115	28' X 115"	28'	115"	27' 10"	117"
DK3000115	30' X 115"	30'	115"	29' 10"	117"
DK2400108	24' x 108"	24'	108"	23' 10"	110"
DK2600108	26' X 108"	26'	108"	25' 10"	110"
DK2800108	28' X 108"	28'	108"	27' 10"	110"

ATTACHMENT

S-hook and continuous bungee

STANDARD VALANCE: 12" VALANCE

OUTSIDE DIMENSIONS

A _____ OVERALL LENGTH OF FRAME
 B _____ INSIDE WIDTH OF FRAME
 C _____ LENGTH OF SIDE RAILS (W/O ENDS)
 D _____ OUTSIDE WIDTH OF FRAME

CONTACT INFORMATION

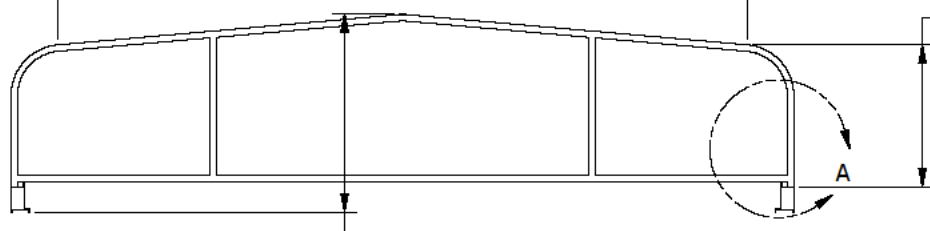
Name _____
 Address _____
 City _____ State _____ Zip _____
 Phone _____ Fax _____
 Boat Lift Brand _____

****If dimensions don't match above,
 fill out detail sheet on page 2****

NOTES

REVISIONS				
REV	ECN	DATE	DESCRIPTION	ISSUER
A	EC-00469	10/3/2016	RELEASE	RML

DISTANCE BETWEEN RADII

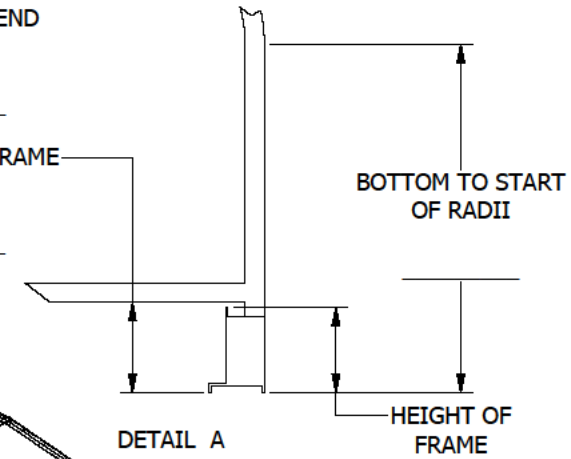


HEIGHT FROM BOTTOM OF FRAME TO PEAK
END VIEW

BOTTOM TO END OF RADII

BOTTOM OF FRAME TO RAIL

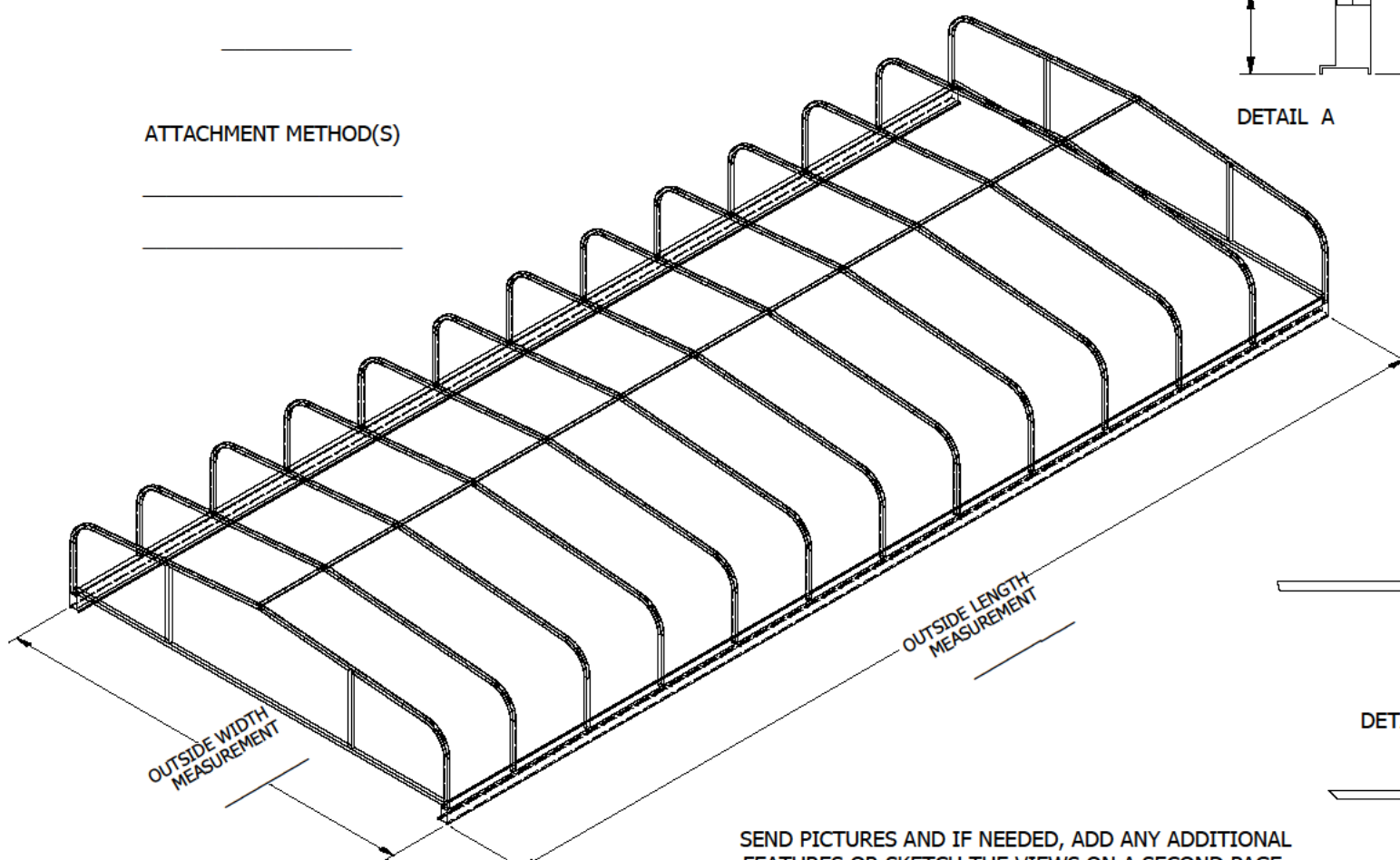
BOTTOM TO START OF RADII



DETAIL A

HEIGHT OF FRAME

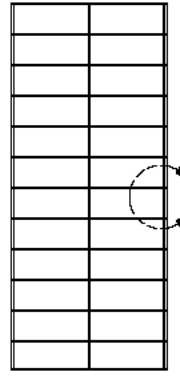
ATTACHMENT METHOD(S)



OUTSIDE WIDTH MEASUREMENT

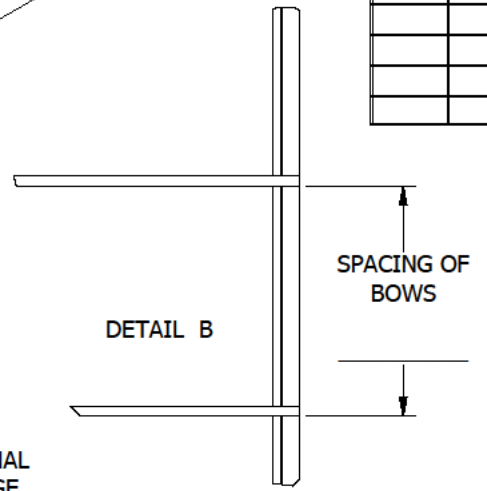
OUTSIDE LENGTH MEASUREMENT

TOTAL NUMBER OF BOWS



B

SPACING OF BOWS



DETAIL B

SEND PICTURES AND IF NEEDED, ADD ANY ADDITIONAL FEATURES OR SKETCH THE VIEWS ON A SECOND PAGE.

TOLERANCES - UNLESS NOTED

- DECIMAL ±
- FRACTION ±
- ANGLE ±



1314 Walnut St. - Springfield, SD 57062 605-369-6000

NOTICE THIS ILLUSTRATION IS THE PROPERTY OF RUSH-CO, AND MUST NOT BE USED IN ANY WAY DETRIMENTAL TO RUSH-CO'S INTERESTS.

TITLE:

PEAKED RAISED END FRAME DETAIL SHEET

SIZE

C

DRFT:	DATE	SCALE
RML	6/6/2008	
ENGR:	DATE	
CWG	10/10/2016	

SHEET	PART NO:
1 / 1	F-141